

Affordability, Efficiency & Durability

FUSED INTO ONE

A Straightforward Heating Solution!



- ▶ An Energy Efficient Radiant Heating System That Saves Fuel, Reduces Maintenance & Permits Higher Mounting.
- ▶ Calorized Aluminized Steel Emitter Tubes* For Corrosion Resistance And Greater Radiant Output.
- ▶ Unique Diagnostic Monitoring Lights Show When Heater Is Operating, And Assists With Fault Diagnosis.
- ▶ Ceiling Stays Cool – No Need For Insulated Board Above Heater.**

**BOTH
SINGLE AND
2-STAGE
MODELS
AVAILABLE**



FUSION™

RADIANT POULTRY BROODER

Space-Ray's new FUSION™ delivers a large, wide rectangular heat pattern at litter level. Better brood conditions mean more comfort for your birds.

Powerful And Fuel Efficient Radiant Heat

Space-Ray Radiant Gas Tube Heaters operate using the same principle as the sun. Before heating the air, radiant warmth is delivered directly to the birds and litter area where it's needed most. Key features include:


- ▶ Excellent Radiant Throw And Even Temperature Distribution.
- ▶ CSA Design Certified For Safety.
- ▶ 4" Diameter Tubes Create A Large Radiant Surface To Emit More Heat Over A Wide Rectangular Area.
- ▶ Each Unit Comes With Fresh Air Intake Kit, Exhaust Hood, Stainless Steel Flexible Gas Connector And A Pre-Wired Electrical Connection.
- ▶ Features A 3-Year Limited Warranty On Complete Emitter Assembly.

**Our Angle Is On
Performance And Quality**

Patented TISS™

Tube Integrity Safety Shut-Off System

Space-Ray's patented innovative safety feature for positive pressure radiant tube heaters is called the "Tube Integrity Safety System" (TISS™). In the unlikely event of a tube failure, TISS™ has been designed to automatically shut off the heater. You may never know it is there, but it provides peace of mind.



*The first 10' of all Model FUSION tube heaters utilize calorized aluminized steel tubing. Calorized aluminized steel in all tube lengths is available as an option.

**Provided minimum clearances-to-combustibles are maintained.

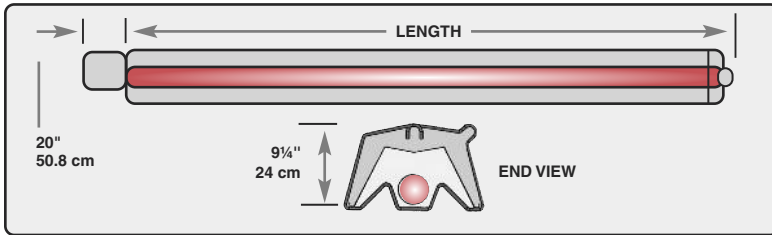
FUSION TECHNICAL DATA

MODELS	SINGLE STAGE BTU/HR (Kw) INPUT	TWO STAGE		TOTAL EMITTER TUBE LENGTH	
		BTU/HR (Kw) HIGH INPUT	BTU/HR (Kw) LOW INPUT	15 FT	20 FT
FUS 60	60,000 (17.6 Kw)	60,000 (17.6 Kw)	40,000 (11.7Kw)	●	●
FUS 70	70,000 (20.5 Kw)	70,000 (20.5 Kw)	45,000 (13.2Kw)	●	●
FUS 80	80,000 (23.4 Kw)	80,000 (23.4 Kw)	55,000 (16.1Kw)	●	●

GAS TYPE	CONTROL OPTION		BURNER PRESSURE	SUPPLY PRESSURE		VOLTAGE	AMPS	IGNITION TYPE
	SINGLE STAGE	TWO STAGE		MIN	MAX			
NATURAL	N5	N7	3.5" W.C. 8.7 mbar	5" W.C. 12.5 mbar	14" W.C. 34.9 mbar	120 VAC 60 HZ	1.8	DIRECT SPARK
PROPANE	L5	L7	10" W.C. 24.9 mbar	11" W.C. 27.4 mbar	14" W.C. 34.9 mbar			


Note: For all installations higher than 2000 ft. above sea level, consult the factory for recommended derating of heaters.

TUBE HEATER DIMENSIONS



MODEL	TUBE LENGTH	TOTAL LENGTH
FUS 60	20' / 6.1m	21'2" / 6.5m
FUS 70	20' / 6.1m	21'2" / 6.5m
FUS 80	20' / 6.1m	21'2" / 6.5m

BURNER BOX



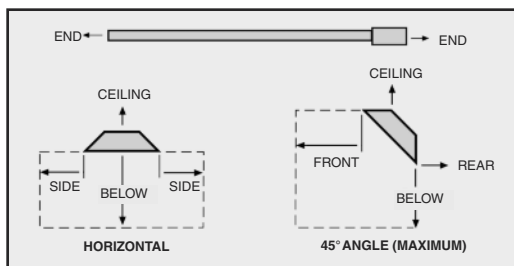
POULTRY TUBE HEATER ACCESSORIES



Ceiling Fresh Air Kit And Poultry Tube Heater Accessories

Available for all ceiling mounted Space-Ray Tube Heaters. Pictured above are "S" hooks, exhaust hood, flexible gas connector, manual shut-off valve and the unique, all metal fresh air intake.


MINIMUM CLEARANCE TO COMBUSTIBLES



MODEL NO.	SIDE	CEILING*	BELOW	END
FUS 60	36" / 91cm	12" / 30cm	69" / 175cm	32" / 81cm
FUS 70	36" / 91cm	12" / 30cm	69" / 175cm	32" / 81cm
FUS 80	36" / 91cm	12" / 30cm	69" / 175cm	32" / 81cm

For Your Safety

OPERATE SPACE-RAY GAS INFRARED HEATERS WITH PROPER CARE AND OBSERVE ALL SAFETY PRECAUTIONS. Installation and service must be performed by a licensed contractor. The installation must conform to Manufacturer's Installation and Operating Instructions or local codes. In the absence of local codes, the installation must conform to the National Fuel Gas Code ANSI Z223.1 (latest edition, also known as NFPA54) or CAN / CSA-B149 installation codes (latest edition).



SPACE-RAY®

A Division of Gas-Fired Products, Inc.
 305 Doggett St. PO Box 36485, Charlotte, NC 28236
 Toll Free 1-800-849-7311 (704)372-3488 Fax (704)332-5843
 Email: info@spaceray.com Web: www.spaceray.com
 Plants in Charlotte, NC and Ipswich, England

DISTRIBUTED BY _____

Space-Ray strives to improve quality and performance on a continuing basis and reserves the right to change specifications and materials without notice.